






# RBM Standard Folding Table

- Folding table - 100 mm height when collapsed (with 22 mm table top)
- Frame in various colours. See below Accessories/options. See also last pages of price list for complete matrix - RBM Table Colours & Materials. Incl. levelling feet (up to 12 mm on all legs)
- For table top colours, see below Accessories/options. See also last pages of price list for complete matrix - RBM Table Colours & Materials
- Table top edge band will match table top as standard. Optionally choose black, white or grey table edge band to any table top colour within our range without extra charge.
- Table top in Laminate (24 mm), Melamine Beech (22 mm) or Laminate w/lightweight core (20 mm)
- Height, approx: 74.5 cm
- Trolley with frame. 3211 for transport of 5 upright RBM Standard folding tables. 3212 for transport of 13 upright RBM Standard folding tables. Both trolleys can hold 12 tables lying down
- Environmental Product Declaration (EPD). RBM Standard Folding Table 4680-90 w/black legs: 22.3 kg CO<sub>2</sub>-eq
- Tested in accordance with EN 15372 and Möbelfakta (Sweden)

**Mel. = Melamine on chipboard (only beech); Lam. = Laminate on chipboard; Lightw. = Laminate on lightweight core**

Item no	Base model +	Price Group (PG)	Mel.	Lam.	Lightw.	Price
4680-10	RBM Standard 4680-10 (E) <ul style="list-style-type: none"> <li>• 180 x 90 cm</li> <li>• Distance between the table legs 103 cm</li> <li>• Weight appr 30.9 kg Lam., 21.8 kg Lightw.</li> </ul>		3 262	4 512	5 724	
4680-15	RBM Standard 4680-15 (S) <ul style="list-style-type: none"> <li>• 120 x 90 cm</li> <li>• Distance between the table legs 103 cm</li> <li>• Weight appr 22.6 kg Lam., 16.5 kg Lightw.</li> </ul>		2 820	3 654	4 950	
4680-22	RBM Standard 4680-22 (S) <ul style="list-style-type: none"> <li>• 180 x 80 cm</li> <li>• Distance between the table legs 103 cm</li> <li>• Weight appr 28.1 kg Lam., 20.1 kg Lightw.</li> </ul>		2 835	4 164	5 303	
4680-24	RBM Standard 4680-24 (S) <ul style="list-style-type: none"> <li>• 160 x 80 cm</li> <li>• Distance between the table legs 103 cm</li> <li>• Weight appr 25.7 kg Lam., 18.5 kg Lightw.</li> </ul>		2 750	3 918	4 920	
4680-25	RBM Standard 4680-25 (S) <ul style="list-style-type: none"> <li>• 140 x 80 cm</li> <li>• Distance between the table legs 103 cm</li> <li>• Weight appr 23.2 kg Lam., 16.9 kg Lightw.</li> </ul>		2 648	3 661	4 539	

Item no	Base model +	Price Group (PG)	Mel.	Lam.	Lightw.	Price
4680-27	RBM Standard 4680-27 (S) <ul style="list-style-type: none"> <li>• 120 x 80 cm</li> <li>• Distance between the table legs 103 cm</li> <li>• Weight appr 20.8 kg Lam., 15.4 kg Lightw.</li> </ul>		2 364	3 365	4 023	
4680-36	RBM Standard 4680-36 (E) <ul style="list-style-type: none"> <li>• 180 x 70 cm</li> <li>• Distance between the table legs 103 cm</li> <li>• Weight appr 25.4 kg Lam., 18.3 kg Lightw.</li> </ul>		2 750	3 710	4 758	
4680-38	RBM Standard 4680-38 (S) <ul style="list-style-type: none"> <li>• 140 x 70 cm</li> <li>• Distance between the table legs 103 cm</li> <li>• Weight appr 21.1 kg Lam., 15.6 kg Lightw.</li> </ul>		2 394	3 308	4 141	
4680-39	RBM Standard 4680-39 (S) <ul style="list-style-type: none"> <li>• 120 x 70 cm</li> <li>• Distance between the table legs 103 cm</li> <li>• Weight appr 18.9 kg Lam., 15.3 kg Lightw.</li> </ul>		2 366	3 176	3 892	
4680-52	RBM Standard 4680-52 (S) <ul style="list-style-type: none"> <li>• 140 x 60 cm</li> <li>• Distance between the table legs 103 cm</li> <li>• Weight appr 18.9 kg Lam., 14.2 kg Lightw.</li> </ul>		2 537	3 336	3 849	
4680-54	RBM Standard 4680-54 (S) <ul style="list-style-type: none"> <li>• 120 x 60 cm</li> <li>• Distance between the table legs 103 cm</li> <li>• Weight appr 17.1 kg Lam., 13 kg Lightw.</li> </ul>		2 184	2 992	3 501	

Item no	Base model +	Price Group (PG)	Mel.	Lam.	Lightw.	Price
4680-58	RBM Standard 4680-58 (S) <ul style="list-style-type: none"> <li>Exam table 90 x 60 cm</li> <li>Distance between the table legs 75 cm</li> <li>Weight appr 14.3 kg Lam., 11.3 kg Lightw</li> </ul>		2 049	2 537	2 992	
4680-90	RBM Standard 4680-90 (S) <ul style="list-style-type: none"> <li>120 x 45 cm</li> <li>Distance between the table legs 103 cm</li> <li>Weight appr 14.3 kg Lam., 11.3 kg Lightw.</li> </ul>		2 060	2 648	3 082	
4681-45	RBM Standard 4681-45 (E) <ul style="list-style-type: none"> <li>1/2 circle with folding frame, Ø160 cm</li> <li>Distance between the table legs 74 cm</li> </ul>		3 117	4 414	4 662	
4688-52	RBM Standard 4688-52 (E) <ul style="list-style-type: none"> <li>L-frame</li> <li>140 x 60 cm</li> <li>Distance between the table legs 103 cm</li> <li>Weight appr 18.9 kg Lam., 14.2 kg Lightw.</li> </ul>		2 537	3 336	3 849	
4688-54	RBM Standard 4688-54 (E) <ul style="list-style-type: none"> <li>L-frame</li> <li>120 x 60 cm</li> <li>Distance between the table legs 103 cm</li> <li>Weight appr 17.1 kg Lam., 13 kg Lightw.</li> </ul>		2 184	3 006	3 501	
4688-90	RBM Standard 4688-90 (E) <ul style="list-style-type: none"> <li>L-frame</li> <li>120 x 45 cm</li> <li>Distance between the table legs 103 cm</li> <li>Weight appr 14.3 kg Lam., 11.3 kg Lightw.</li> </ul>		2 060	2 648	3 082	

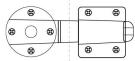
**Accessories/Options/Surcharges:**

4698-98	Front panel 120 x 20 cm. Not for tables with L-frame or 1/2 circle	1 108	1 498	1 633
4698-97	Front panel 120 x 30 cm. Not for tables with L-frame or 1/2 circle	1 169	1 633	1 766
4698-90	Front panel 120 x 45 cm. Not for tables with L-frame or 1/2 circle	1 071	1 727	2 156
RS091003	Linking device with screws, not mounted, see below. Available for rectangular table w/ straight edged table top Per set. We recommend 1 set for short table sides and 2 sets for longer table sides			122
RS092064	Standard Folding table levelling screw			10
3211	Trolley 125 x 71 cm, (without drive bar and retainer for trolley), transport tables (7) standing or (12) lying down			6 459
3212	Trolley 200x71 cm (w/o drive bar and retainer for trolley), transport tables 17 RBM Ultima/13 RBM Std. standing or 12 lying down			7 344
3213	Drive bar for trolley			2 800
3214	Retainer for trolley - requires 2 per trolley for transport of standing tables - price per unit			3 855

S=Standard Collection – normal delivery time from factory 10-20 working days. Applicable when table top and base are standard (S).

E=Extended Collection – normal delivery time from factory 25-27 working days. Applicable when any or all component options selected are extended (E).

For larger orders or 20 mm table tops w/laminate on lightweight core, please contact Customer Service for delivery details.



RS091003

