




RBM Ana

- Polypropylene (PP) shell in various colours. Graphite colour in recycled PP. See below Accessories/options. See also last pages of price list for complete matrix - RBM Chair Colours & Materials
- Frame of 19 x 1.5 mm tubular steel available in various colours. See below Accessories/options. See also last pages of price list for complete matrix - RBM Chair Colours & Materials
- For fabrics, see RBM Standard, Curated and Extended Fabric & Colour Collection
- Weight 3.7 kg model 4340
- Height: Seat 430 mm, Back 400 mm, Chair width 490 mm, Chair height 825 mm, Chair depth 515 mm
- Stackable up to 12 chairs without upholstery (height: 1.83 m) and 10 chairs with upholstery (height: 1.65 m)
- Can be linked together using linking device - see options
- Table suspension RBM Ana. See RBM Eminent table
- The chair is tested in accordance with EN 16139, EN 1729 and Möbelfakta (Sweden)
- Environmental Product Declaration (EPD). RBM Ana 4340: 13.9 kg CO₂-eq Graphite colour, 16.1 kg CO₂-eq other colours
- GREENGUARD Gold Certified
- Design by Tias Eckhoff

Item no	Base model +	Price Group (PG)	①	②	③	④	⑤	Price
4340	RBM Ana 4340 • Without upholstery							618
4340s	RBM Ana 4340S • Upholstered seat • Customer's fabric: 2 chairs/seat 51 cm. fabric width min. 130 cm. PG 3		1004	1029	1120	1180	1284	
4340sr	RBM Ana 4340SR • Upholstered seat and back • Customer's fabric: 1 chair 51 cm. Fabric width min. 130 cm. PG 3		1313	1339	1460	1540	1675	
Accessories/Options/Surcharges:								
M400-1/2/3/4	Writing tablet in 12 mm beech or birch veneer. Right/left							897
	Linking device, welded. Must be specified at time of order. Can not be retrofitted.							93
RS091016	Plastic link, black, detachable							35
RS092031	Felt glides for hard floors, front legs, per unit							14
RS092032	Felt glides for hard floors, back legs, per unit							14
149285	Chair trolley							2 664

S=Standard Collection – normal delivery time from factory 10-15 working days. Applicable when all component options (fabric, shell, frame/legs) are standard (S).

E=Extended Collection – normal delivery time from factory 20-30 working days. Applicable when any or all component options selected are extended (E).
For larger orders, please contact Customer Service for delivery details.

